



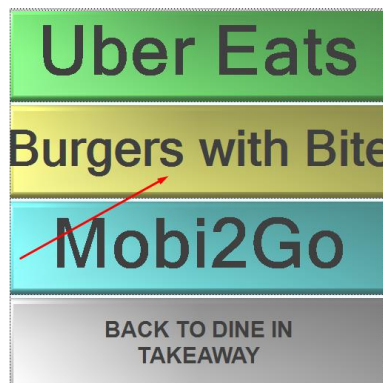
## POS Instructions

### Café stores

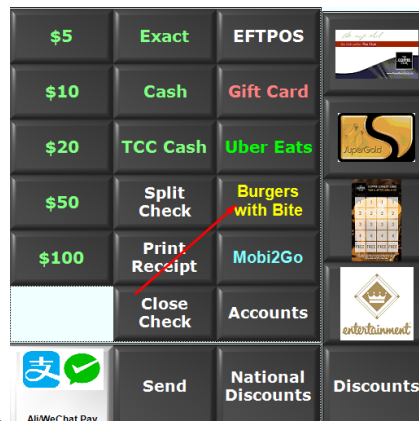
1. Select the "Online Platform" button on the order mode screen



2. Select the "Burgers with Bite" order mode and enter the order name shown on the tablet



3. Replicate the order on the POS system and select the Payments button.
4. Confirm the total amount and select "OK"





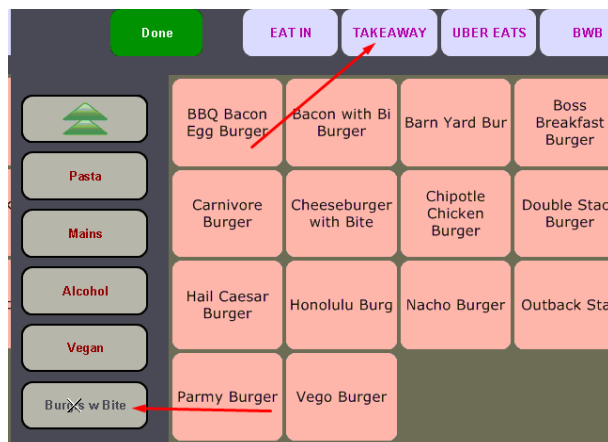
## POS Instructions

### CBR stores

1. Select the "Tab/Takeaway" button and enter in the order name shown on the tablet.



2. Locate the Burgers with Bite category and replicate the order on the POS system. Select "TAKEAWAY" for the order mode. Select Close.



3. Select "BwB" button and confirm the total amount and select "OK".

